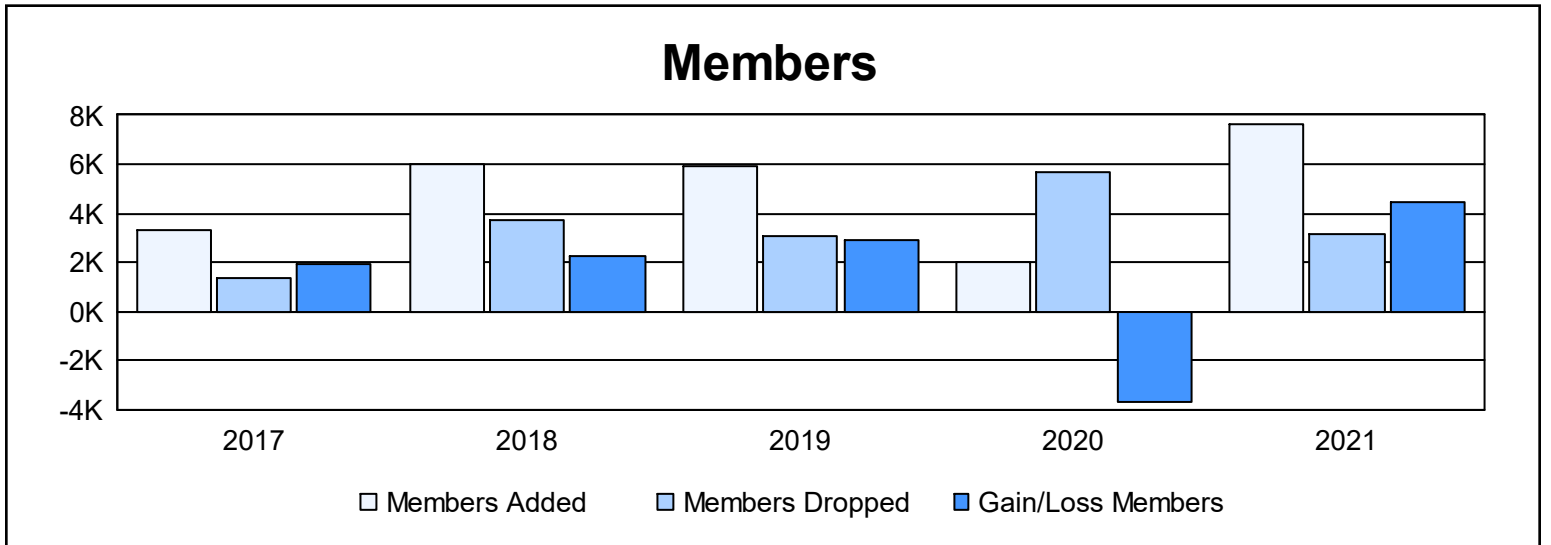
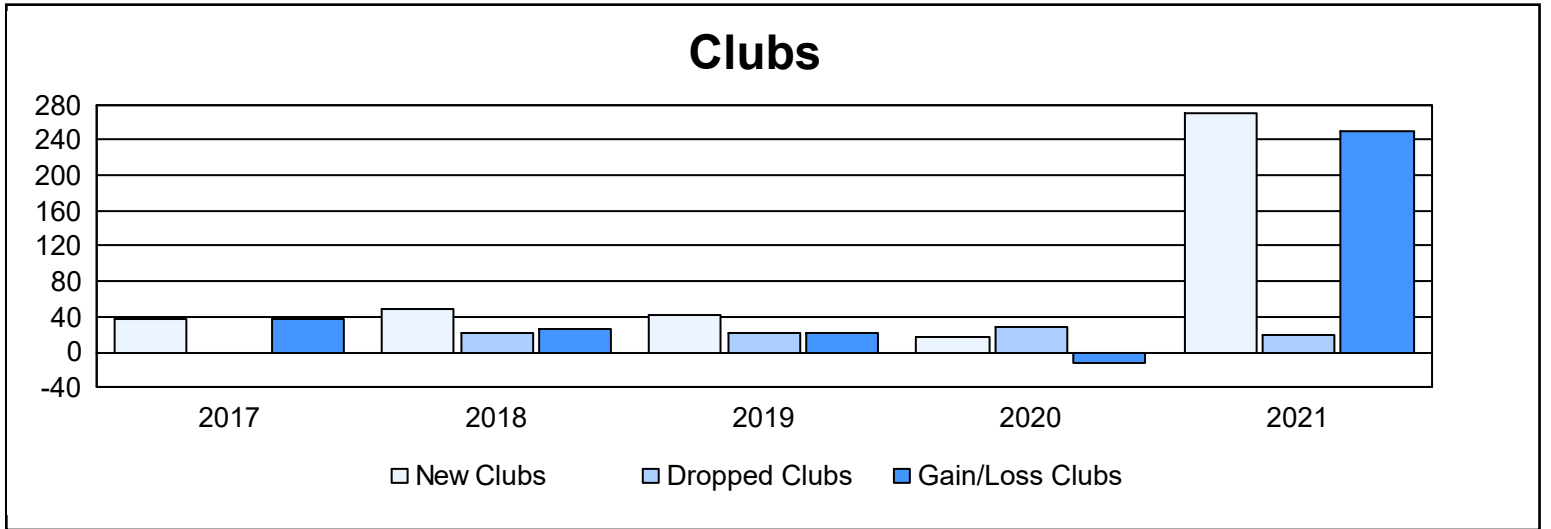
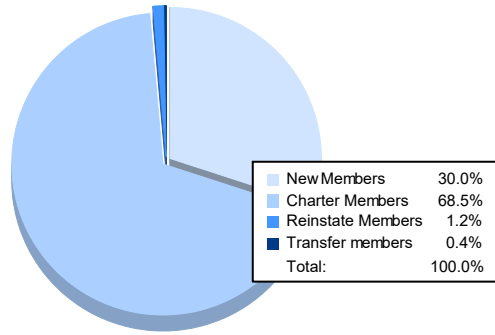


Year	New Clubs	Dropped Clubs	Gain/ Loss Clubs	New Members	Charter Members	Reinstate Members	Transfer Members	Total Member Added	Total Members Dropped	Gain/ Loss Members
2016-2017	38	0	38	2,253	912	156	21	3,342	1,381	1,961
2017-2018	48	22	26	4,278	1,504	178	36	5,996	3,711	2,285
2018-2019	43	21	22	4,208	1,460	206	34	5,908	3,035	2,873
2019-2020	16	28	-12	862	460	681	47	2,050	5,709	-3,659
2020-2021	271	20	251	2,274	5,199	89	27	7,589	3,175	4,414
<b>Average</b>	<b>83</b>	<b>18</b>	<b>65</b>	<b>2,775</b>	<b>1,907</b>	<b>262</b>	<b>33</b>	<b>4,977</b>	<b>3,402</b>	<b>1,575</b>



### Membership Composition June 2021 Cumulative



### Gender Composition June 2021 Cumulative

